

Universal Medical Products®
Standard Bed and Chair Sentry™ Fall Monitoring Systems
User Instructions
(Models 91600 and 91610)

Universal Medical Products® Deluxe monitors offer revolutionary patent pending features that help you focus on resident care and safety while maintaining protocol. When used with UMP® pads, the monitors are designed to sound an alarm when a resident removes his or her weight from the pad. UMP® pads offer multiple options to help you decide what's best for your resident.

Alert Notifications

The UMP® monitor can be set in multiple alarm alert configurations. Each unit features hi/low volume options and 0 or 2-second time delay to help reduce false alarms. Bed monitors also feature nurse call capability to alert you remotely at the nurse's station.

Alert Reset

To reset the alarm, two buttons on the sides of the unit must be pressed simultaneously. This two-button configuration makes it more difficult for residents to reset the monitor themselves.

Multiple Pad Options to maintain protocols

Multiple UMP® pad options are offered to allow you to customize each system to a specific patient's needs. Pads with varying usage periods help you maintain protocol by tracking the usage of the pads on an easy-to-read display on the pad cord. Moisture-resistant pads help prevent damage due to incontinent episodes. Damage-resistant pads feature coiled cords to help prevent tangling in wheels when used on a wheelchair. Finally, the standard pads that you've trusted for years have become the industry standard. Each style of pad is available in multiple-time-length options.

Installing the Battery

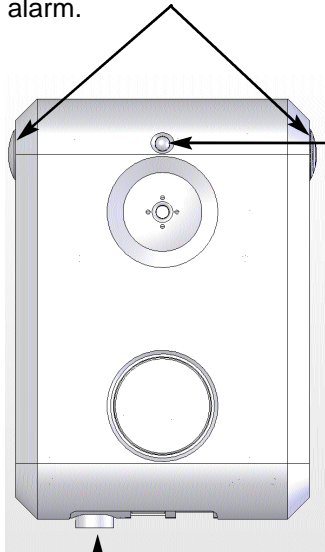
Lift open the battery cover on the back of the monitor. The cover will remain attached to the monitor. Insert a new 9V alkaline battery, making sure to observe proper battery polarity (positive to positive, negative to negative.)

 CAUTION
--

Improper installation of the battery or the installation of the incorrect battery type can result in damage to the contacts and cause improper operation.
--

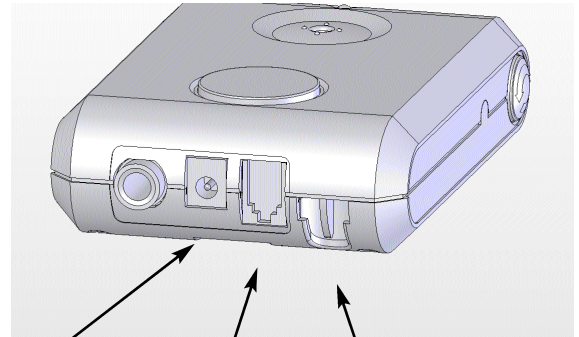
Monitor Features

2-Button Reset: Buttons must be pressed simultaneously to reset alarm.



Low Battery Alert:
Replace battery when light is flashing.

Nurse Call Cord jack
(Bed models only)



Power Adaptor jack:
(Bed models only)

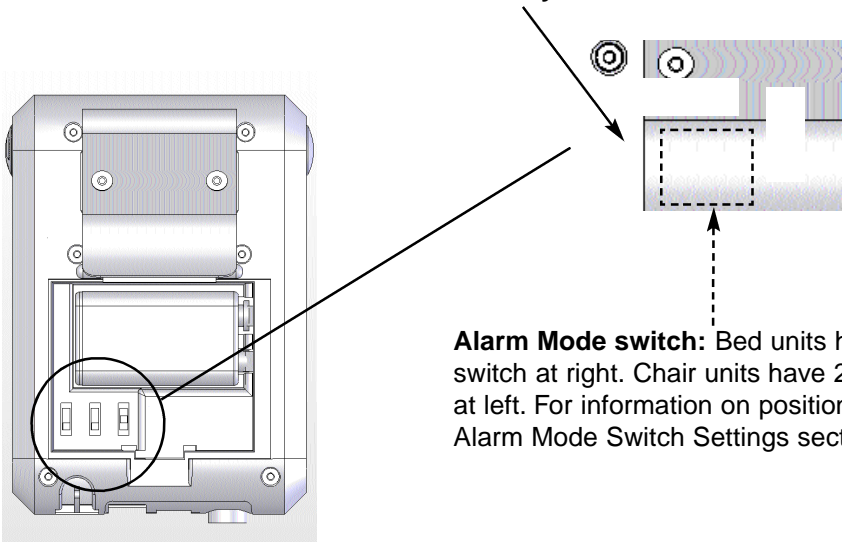
Pad jack

Strain relief

Setting Up the Monitor

The alarm tone, volume control, and time delay switches are located in the battery compartment. Slide open the battery cover on the back of the monitor to access all these options.

0 or 2 second alarm delay.



Alarm Mode switch: Bed units have 3-position switch at right. Chair units have 2-position switch at left. For information on position options see Alarm Mode Switch Settings section.

Alarm Mode Switch Settings

Switch Position	Chair Sentry™ Models	Bed Sentry™ Models
High	Local alarm only	Local alarm only
Low	Local alarm only	Local alarm only
Nurse Call	Not available	Alert at nurse station. If nurse station is not connected, defaults to local alarm.

How to Use the Sentry Monitors

1. Select the desired alarm and volume settings.
2. Attach the Sentry monitor to a wheelchair, chair or bed using the attached metal clip. Other mounting options include an optional bracket extender and a chair strap for large side chairs.
3. Test the UMP® monitoring system before each use and inspect the pads and monitor regularly to make sure they are not damaged. Test the system by pressing firmly on the pad for 3 seconds. When you remove pressure, the alarm should sound. Reset the alarm.
4. Place the UMP® pad on the chair or bed so that the bulk of the patient's weight (buttocks area) will be resting on it. Plug the end of the pad cable into the PAD jack on the bottom of the monitor. For added safety from accidental pulls on the cord, route the cable through the strain relief slot on the bottom of the monitor. When the patient's weight is placed on the pad, you will hear a brief confirmation tone, which indicates that the pad is in operating mode.
5. When the patient moves from the pad, the selected alarm tone sounds to remind the patient to sit or lay back down and alerts staff that a patient is at risk of falling. The alarm signal shuts off when the patient returns to the pad or the monitor is reset using the 2-button reset.

NOTE: If the UMP® pad is disconnected from the PAD jack while in operating mode, the alarm will be activated.

Optional Accessories

Accessories:

- Universal Wide Mounting Bracket
- Seat Belt Alarm
- Cushion Protector
- Chair Strap

Bed and Chair Pads:

- Standard Pads: 45-day, 90-day, 180-day, and 1-year options available. Bed pads available in 10" x 30" sizes.
- Self-Timed Pads: 45-day, 90-day, 180-day, and 1-year options available. Bed pads available in 10" x 30" sizes.
- Moisture Resistant: 45-day and 90-day available.
- Damage Resistant Wheelchair Pads: 90-day and 1-year available.

▲ DANGER

Read and follow these Installation Instructions, particularly the Warnings and Cautions, before using your UMP® Fall Monitoring system. Failure to do so may result in injury or death to a person in your care.

Use your monitor in conjunction with your facility's fall management program. UMP® monitors are not a substitute for proper nursing care. The effectiveness of the UMP® system relies entirely on an immediate response by the caregiver to the monitor's alarm.

The UMP® fall monitor will not stop a person from leaving a bed, chair, wheelchair or room. It is intended only to alert a caregiver that a person may need assistance. Other interventions may still be required for some people.

The UMP® fall monitor and UMP® pressure pads can be defeated by a cognitively aware person, a person with only a few moments of lucidity or an uncooperative person. Properly assess each individual before the UMP® fall monitor is used.

When the low battery light is on, replace the battery immediately. Use only 9V alkaline batteries. The UMP® monitor does not recharge batteries. Check for low battery before every use.

Keep the pressure pads flat at all times. If the pressure pad is folded it may not function properly. Do not use the pressure pad if it has been folded.

UMP® pressure pads are not recommended for persons weighing less than 70 lbs.

Be certain that your protocols direct staff to log the 45-day, 90-day, 180-day, and 1- year 'Date Put In Use' date in the blank provided on the pad itself AND in the resident's chart. If pad is used on more than one resident, the original "Date Put In Use" date must be transferred from chart to chart.

If the cord is unplugged from the call system and the alarm options have been set to nurse call only, the UMP® monitor reverts to a local alarm. The nurse call interface cord must be plugged into the nurse call system at all times.

▲ CAUTION

Inspect the UMP® monitor to make sure it is held securely to the bed or chair and that the bracket mount is secure. If the mount is not secure, the monitor may be damaged.

Use care when connecting or disconnecting the UMP® monitor to the nurse call system. Gently remove or connect plugs. Pulling on the cord may damage it and result in system failure.

The UMP® pressure pads are designed to withstand normal wear and tear for a period of 45 days, 90 days, 180 days or 1 year (depending on model). Beyond this time, the pad may fail and fail without warning due to prolonged use and other factors, e.g. bending, exposure to moisture, punctures, repeated cord pulls, connector damage, etc.

Do not immerse in liquid, or use the pad if it has been immersed in liquid. Discard the pad if exposed to liquids.

UMP® pressure pads are designed for use with UMP® monitors only. Do not substitute any other fall monitoring devices.

Use only the power supply that is shipped with the monitor. Failure to do so may cause improper operation or damage to the UMP® monitor.

Universal Medical Products® Standard Limited Warranty

LIMITED WARRANTY. Universal Medical Products® (UMP) products are warranted to be free of defects in materials and workmanship for a period of one year from date of purchase. If any defects covered by this Warranty appear, Stanley Security Solutions, Inc. ("ST") will, at its option, repair or replace the defective component on an exchange basis with new or rebuilt parts at its expense, without charge for parts or labor upon delivery of such product to ST at Customer's expense. EXCEPTION: UMP® PADS ARE WARRANTED TO BE FREE OF MANUFACTURING DEFECTS FOR VARYING PERIODS AS SPECIFIED TO CUSTOMER AT TIME OF SALE. ST is not responsible for warranty service should the UMP® product fail to be properly maintained or fail to function properly as a result of misuse, abuse, neglect, or damage caused by disasters, such as fire or lightning, damage caused by water-immersion, faulty or leaking batteries not supplied by ST, service other than by ST or units in use in violation of instructions furnished by ST. Postage, insurance, or shipping costs incurred in presenting UMP® products for warranty service are Customer's responsibility.

THE FOREGOING WARRANTIES ARE EXCLUSIVE AND IN SUBSTITUTION FOR, AND IN SUBMISSION FOR AND BUYER HEREBY WAIVES, RELEASES AND RENOUNCES, ALL OTHER WARRANTIES, OBLIGATIONS AND LIABILITIES OF ST AND ALL OTHER RIGHTS, CLAIMS AND REMEDIES OF BUYER AGAINST ST, EXPRESS OR IMPLIED, ARISING BY LAW OR OTHERWISE, WITH RESPECT TO ANY NONCONFORMANCE OR DEFECT IN ITEMS OR SERVICES PURCHASED HEREUNDER, INCLUDING, BUT NOT LIMITED TO: (A) ANY IMPLIED WARRANTY OF MERCHANTABILITY OR FITNESS FOR A PARTICULAR PURPOSE; (B) ANY IMPLIED WARRANTY ARISING FROM COURSE OF PERFORMANCE, COURSE OF DEALING OR USAGE OF TRADE; (C) ANY OBLIGATION, LIABILITY, RIGHT, CLAIM OR REMEDY IN TORT, WHETHER OR NOT ARISING OUT OF THE NEGLIGENCE OF STANLEY SECURITIES SOLUTIONS, INC. (WHETHER ACTIVE, PASSIVE OR IMPUTED); AND (D) ANY OBLIGATION, LIABILITY, RIGHT, CLAIM OR REMEDY FOR LOSS OF, OR DAMAGE TO, ANY EQUIPMENT.

ST SHALL HAVE NO OBLIGATION OR LIABILITY, WHETHER ARISING IN CONTRACT, TORT OR OTHERWISE, FOR LOSS OF USE, REVENUE OR PROFIT, COST OF CAPITAL, COST OF SUBSTITUTE EQUIPMENT, ADDITIONAL COSTS INCURRED BY BUYER, BUYER'S CUSTOMERS OR OTHER THIRD-PARTIES, FOR DAMAGES RESULTING FROM PERSONAL INJURY OR PROPERTY DAMAGE OR ANY OTHER INCIDENTAL OR CONSEQUENTIAL DAMAGES WITH RESPECT TO ANY NONCONFORMANCE OR DEFECT IN ANY ITEMS PROVIDED HEREUNDER.

Universal Medical Products
1620 N. 20th Circle; Lincoln, NE 68503-1103
Tel.: 1-888-716-0077; Fax: (402) 475-4023
u-m-p.com

To place an order, contact your distributor

0163-415-A

Printed in China