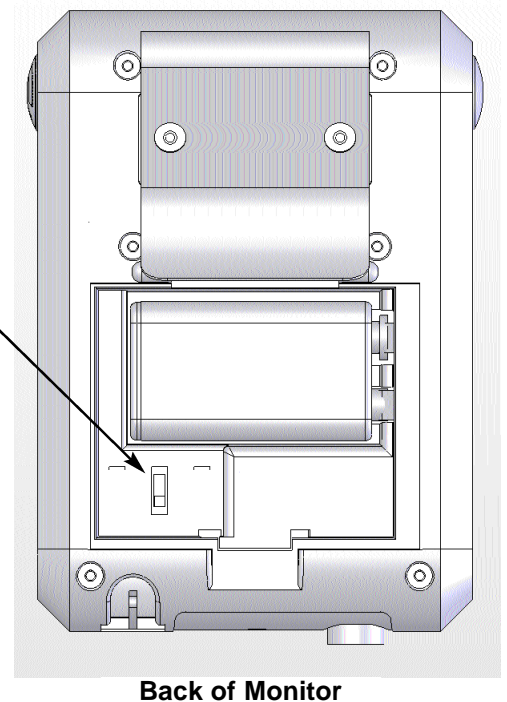
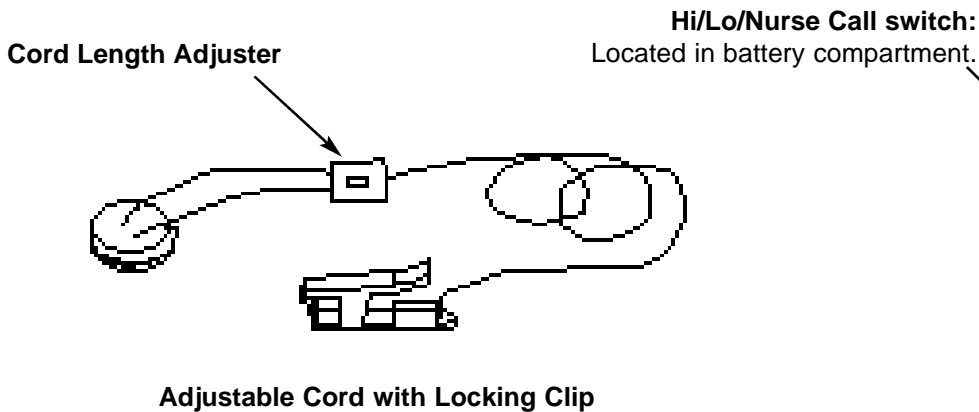
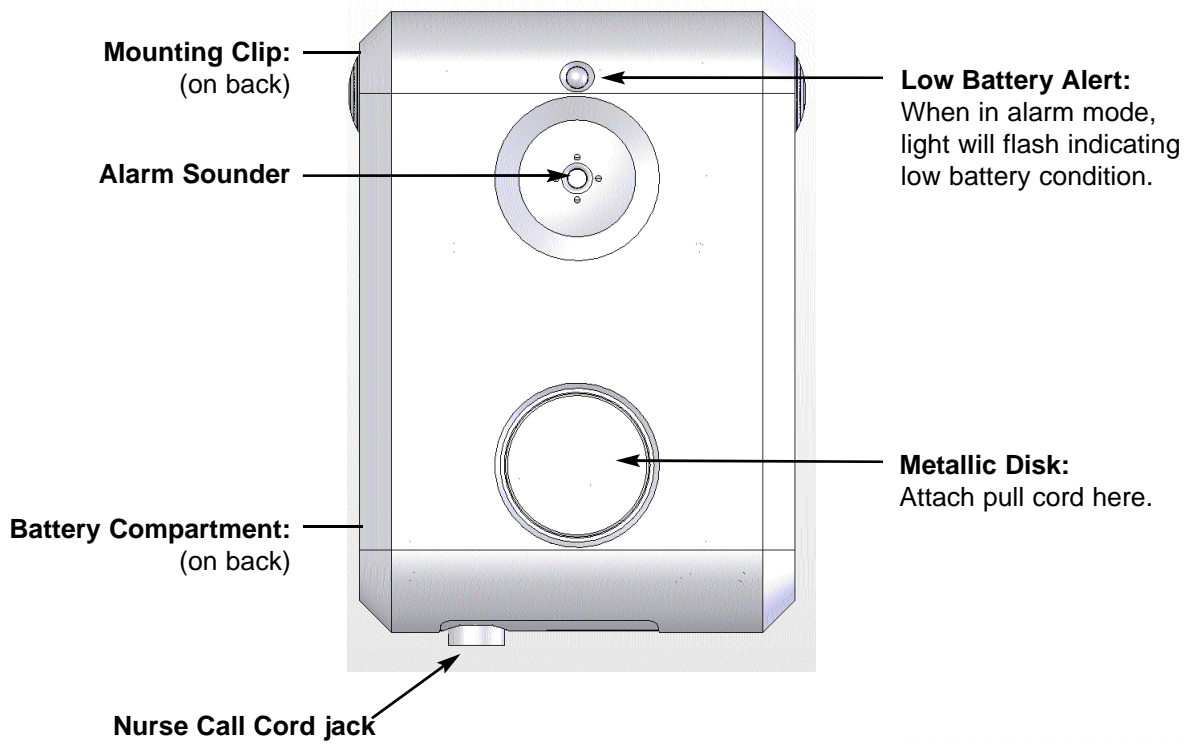


Universal Medical Products®
Deluxe Safety Sentry Fall Monitoring System
User Instructions
(Model 91650)

The Universal Medical Products® Standard Safety Sentry monitor is designed to sound an alarm when a patient exceeds his or her safe range of movement from a wheelchair, chair or bed.

Monitor Features



Installing the Battery

Lift open the battery cover on the back of the monitor. The cover will remain attached to the monitor. Insert a new 9V alkaline battery, making sure to observe proper battery polarity (positive to positive, negative to negative.)

▲ CAUTION

Improper installation of the battery or the installation of the incorrect battery type can result in damage to the contacts and cause improper operation.

How to Use the Safety Sentry Monitoring System

Mount the monitor to either a chair or bed using the clip on the back of the monitor. Other mounting options include an optional bracket extender and a chair strap for large side chairs. Place the magnetic disk from the pull string to the metallic disk on the front of the monitor and attach the locking clip to the resident's garment at the top of the shoulder or back of the neck. The clip has a locking tab which must be folded down to open the clip. The length of the cord is determined by how far you want the monitored person to be able to move before activating the alarm. Use the Cord Length Adjuster to adjust the length of the cord. When the clip is attached, the tab should be flipped up to prevent easy removal by the patient. When the resident moves beyond the length of the cord, the disk pulls from the monitor and the alarm sounds.

Adjust the volume level by using the **Hi/Lo/Nurse Call Volume Switch** located inside the battery compartment. Select either a **Hi** or **Lo** volume or **Nurse Call** when connected to your nurse call system.

Alarm Mode Switch Settings

Switch Position	
High	Local alarm only If nurse call cord is connected, signal is also sent to nurse's station.
Low	Local alarm only If nurse call cord is connected, signal is also sent to nurse's station.
Nurse Call	Alert at nurse station. If nurse station is not connected, defaults to local alarm.

To Check Battery Level

The red light on the front is marked LOW BATTERY. To check the battery level, detach the magnet from the face of the monitor. You will hear the alarm sound. If the battery is low, the LOW BATTERY light will flash. Replace the battery immediately.

Optional Accessories

- Chair Strap
- Universal Wide Mounting Bracket
- Cushion Protector

DANGER

Read and follow these Installation Instructions, particularly the Warnings and Cautions, before using your UMP® fall monitoring system. Failure to do so may result in injury or death to a person in your care.

Test your UMP® monitor for proper operation before each use. Check for low battery by removing the magnet from the monitor to activate the alarm. Replace the battery immediately with a new 9V alkaline battery if the LOW BATTERY light is flashing.

Use your monitor in conjunction with your facility's fall management program. UMP® monitors are not a substitute for proper nursing care. The effectiveness of the UMP® monitoring system relies entirely on an immediate response by the caregiver to the UMP® monitor alarm.

Magnets may affect pacemakers and implantable cardioverter defibrillators (ICDs) when placed in close proximity to them. Keep this product, which contains magnets, at least 6 inches away from pacemakers and ICDs.

Keep the UMP® Safety Sentry cord free of all encumbrances at all times. Place the cord on top rather than under pillows. Do not place items on the bed, chair or monitoring location that may interfere with the cord assembly.

Use the proper length of UMP® cord. Using a length outside the caregiver's predetermined safety zone may result in injury to a patient.

Only use an UMP® Safety Sentry cord with the UMP® Safety Sentry monitor. Any other cord, particularly a cord with higher elasticity, may be unsafe and result in injury to a patient.

The UMP® Safety Sentry monitor will not stop a person from leaving a bed, chair, wheelchair or room. It is intended only to alert a caregiver that a person may need assistance. Other interventions may still be required for some people.

The UMP® Safety Sentry monitor can be defeated by a cognitively aware person, a person with only a few moments of lucidity or an uncooperative person. Properly assess each individual before the UMP® Safety Sentry monitor is used.

CAUTION

Do not open the UMP® Safety Sentry case for any reason, or remove the screws that hold the case together. The case is sealed and if the seal is broken, the monitor may be damaged and the warranty will be voided. Call UMP® Customer Service at 888-716-0077 if your UMP® Safety Sentry unit requires service.

Universal Medical Products® Standard Limited Warranty

LIMITED WARRANTY. Universal Medical Products® (UMP) products are warranted to be free of defects in materials and workmanship for a period of one year from date of purchase. If any defects covered by this Warranty appear, Stanley Security Solutions, Inc. ("ST") will, at its option, repair or replace the defective component on an exchange basis with new or rebuilt parts at its expense, without charge for parts or labor upon delivery of such product to ST at Customer's expense. EXCEPTION: UMP® PADS ARE WARRANTED TO BE FREE OF MANUFACTURING DEFECTS FOR VARYING PERIODS AS SPECIFIED TO CUSTOMER AT TIME OF SALE. ST is not responsible for warranty service should the UMP® product fail to be properly maintained or fail to function properly as a result of misuse, abuse, neglect, or damage caused by disasters, such as fire or lightning, damage caused by water-immersion, faulty or leaking batteries not supplied by ST, service other than by ST or units in use in violation of instructions furnished by ST. Postage, insurance, or shipping costs incurred in presenting UMP® products for warranty service are Customer's responsibility.

THE FOREGOING WARRANTIES ARE EXCLUSIVE AND IN SUBSTITUTION FOR, AND IN SUBMISSION FOR AND BUYER HEREBY WAIVES, RELEASES AND RENOUNCES, ALL OTHER WARRANTIES, OBLIGATIONS AND LIABILITIES OF ST AND ALL OTHER RIGHTS, CLAIMS AND REMEDIES OF BUYER AGAINST ST, EXPRESS OR IMPLIED, ARISING BY LAW OR OTHERWISE, WITH RESPECT TO ANY NONCONFORMANCE OR DEFECT IN ITEMS OR SERVICES PURCHASED HEREUNDER, INCLUDING, BUT NOT LIMITED TO: (A) ANY IMPLIED WARRANTY OF MERCHANTABILITY OR FITNESS FOR A PARTICULAR PURPOSE; (B) ANY IMPLIED WARRANTY ARISING FROM COURSE OF PERFORMANCE, COURSE OF DEALING OR USAGE OF TRADE; (C) ANY OBLIGATION, LIABILITY, RIGHT, CLAIM OR REMEDY IN TORT, WHETHER OR NOT ARISING OUT OF THE NEGLIGENCE OF STANLEY SECURITIES SOLUTIONS, INC. (WHETHER ACTIVE, PASSIVE OR IMPUTED); AND (D) ANY OBLIGATION, LIABILITY, RIGHT, CLAIM OR REMEDY FOR LOSS OF, OR DAMAGE TO, ANY EQUIPMENT.

ST SHALL HAVE NO OBLIGATION OR LIABILITY, WHETHER ARISING IN CONTRACT, TORT OR OTHERWISE, FOR LOSS OF USE, REVENUE OR PROFIT, COST OF CAPITAL, COST OF SUBSTITUTE EQUIPMENT, ADDITIONAL COSTS INCURRED BY BUYER, BUYER'S CUSTOMERS OR OTHER THIRD-PARTIES, FOR DAMAGES RESULTING FROM PERSONAL INJURY OR PROPERTY DAMAGE OR ANY OTHER INCIDENTAL OR CONSEQUENTIAL DAMAGES WITH RESPECT TO ANY NONCONFORMANCE OR DEFECT IN ANY ITEMS PROVIDED HEREUNDER.

Universal Medical Products
1620 N. 20th Circle; Lincoln, NE 68503-1103
Tel.: 1-888-716-0077; Fax: (402) 475-4023
u-m-p.com

To place an order, contact your distributor