


SOLUTION OVERVIEW

MobileView® Analytics

Visual, actionable information
in real-time



Solution Benefits

- **Transform data into visual information** that you can use to achieve meaningful results
- **Analyze trends** and ask questions of your data
- **Provide context** to drive better decision making
- **Apply advanced analytics** to optimize performance
- **Realize true, measured operational improvement** (expedited ROI)
- **Empower all levels of staff** with anytime, anywhere analytics

For over a decade, STANLEY Healthcare has empowered thousands of healthcare organizations to advance the quality of care through industry-leading visibility solutions.

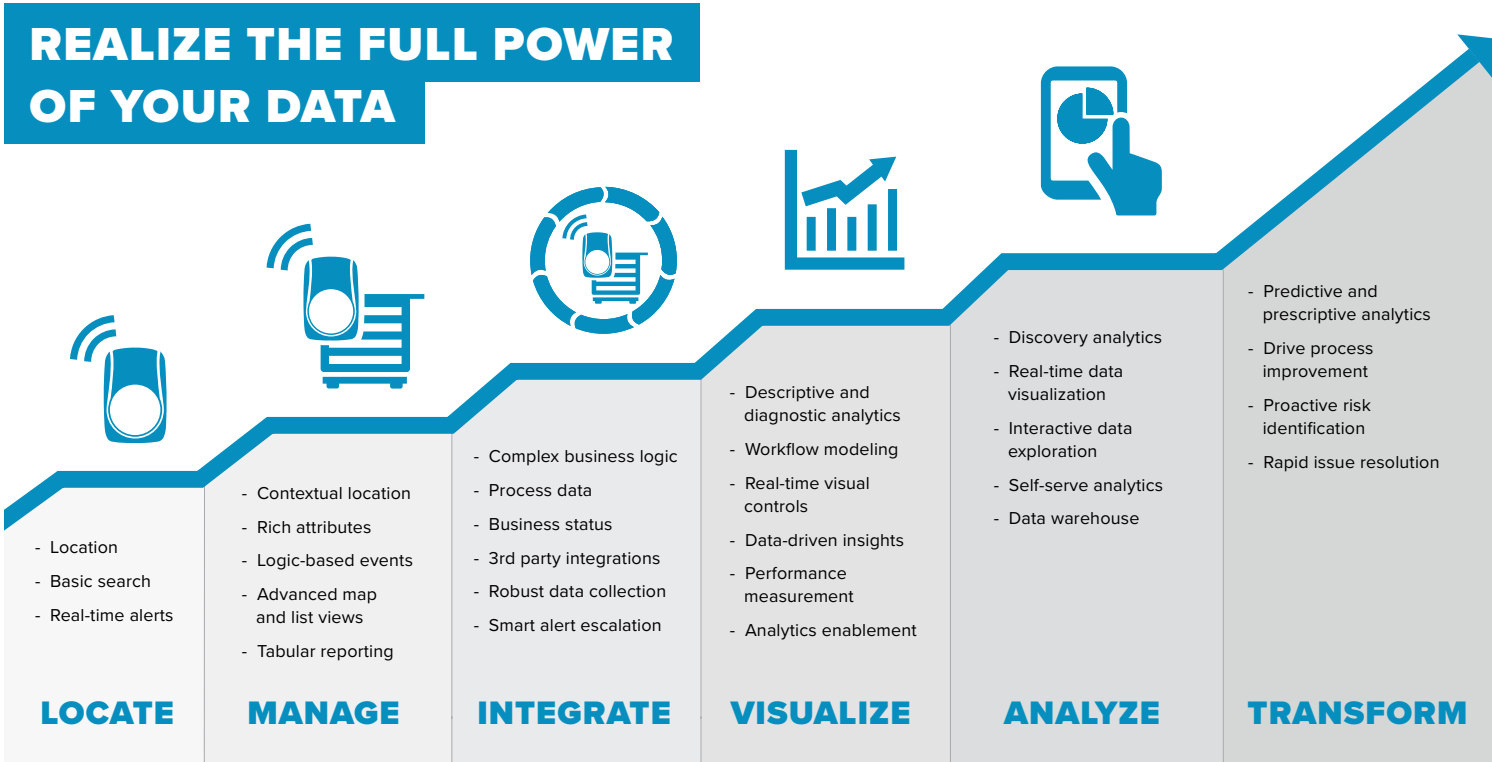
Offering visual controls and integration capabilities, our solutions deliver real-time, actionable intelligence to help organizations improve staff communication, automate processes, accelerate responsiveness, increase security and streamline workflow and compliance. Building on the promise to deliver solutions that reflect our customers' evolving business and clinical needs, we have taken our solutions to the next level with powerful analytics.

Real-time location, status and context data generated by STANLEY Healthcare's MobileView® visibility platform holds a wealth of information about the processes and flows that happen in the healthcare setting every day. Partnering with leading innovative hospitals and senior living facilities, we have embarked on a journey to use Tableau Software's best-in-class data visualization solution to transform raw data into rich, meaningful insights. The ultimate goal: data exploration that's fast, simple, and interactive—providing true visibility into operational processes and patient experience.

Realize the Full Power of Your Data

STANLEY Healthcare's MobileView Analytics is an advanced business intelligence tool that transforms real-time information about patients and residents, staff and assets into powerful visual dashboards.

Through advanced analytics, you can ask questions of the data—opening up entirely new levels of operational insight to make better decisions, identify process improvement opportunities, and apply predictive analytics to optimize performance. With MobileView Analytics, realizing the full power of your data has never been easier—or more visual.



The evolution of RTLS technology from the location of items to advanced visual analytics gives hospitals, clinics and senior living facilities a deeper understanding of patient and resident experience, clinical processes, equipment conditions and asset management flows and utilization.

Data In, Knowledge Out

Real-time location system (RTLS) adoption in healthcare has expanded rapidly. RTLS-based solutions prove strategically valuable in advancing key goals around capital expenditure control, operational efficiency and quality of care. By combining our enterprise visibility platform with powerful analytics, STANLEY Healthcare is the leader in empowering healthcare organizations to use business intelligence to transform operations—today and in the future.

Discover Entirely New Levels of Operational Insight

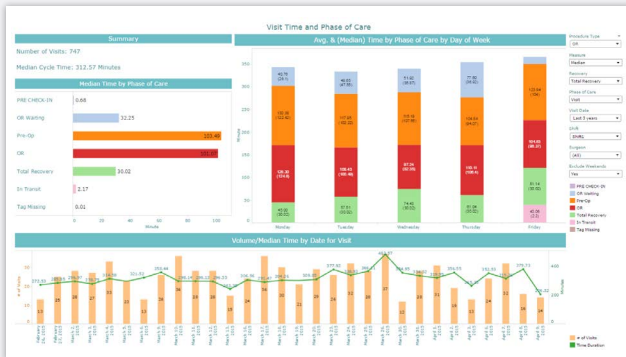
MobileView Analytics delivers visual information on key performance measures to drive excellence in security and safety, clinical workflow, operational efficiency and patient experience. Out-of-the-box dashboards support applications across patient flow, staff workflow, hand hygiene compliance monitoring, asset management and environmental monitoring applications.

Value-Based Purchasing and Reimbursement: The Positive Impact of MobileView Analytics

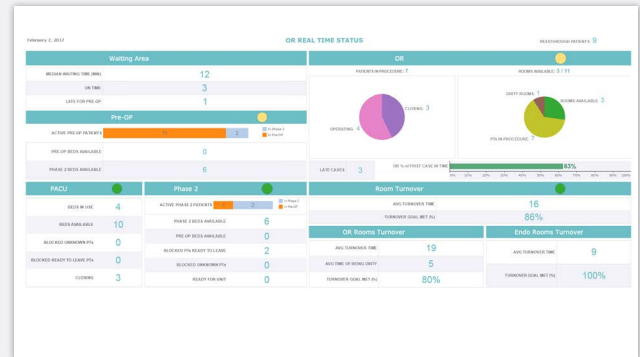
MobileView Analytics is designed to help hospitals thrive in the value-based healthcare age by applying advanced tools for real-time awareness and powerful visual dashboards.

By automating the gathering of performance data, enabling the development of new performance metrics, and translating this information into business intelligence, MobileView Analytics empowers hospitals to ask—and answer—the kinds of questions that they will be required to investigate in order to meet VBP requirements, including the measures that drive patient satisfaction, and understanding where inefficiencies and delays are creeping into their processes.

MobileView Analytics Dashboard Examples



Analyze patient milestones to identify where delays occur



Identify OR delays and immediately address them to improve the outcomes for the day



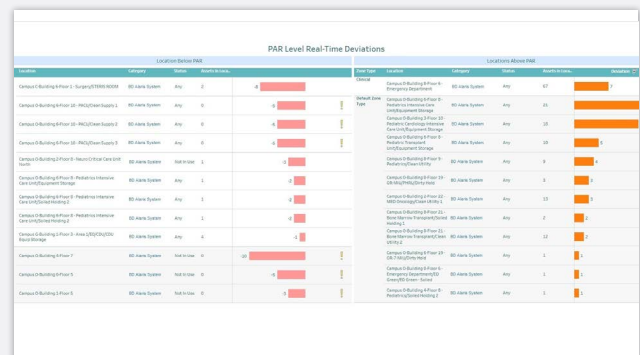
Visualize hand hygiene compliance rates system-wide, by unit- or staff-level to support the drive to lower HAIs



Examine staff rounding and nurse shift hand-off compliance




View environmental conditions of all monitored devices, with management dashboards highlighting areas that require attention



Manage PAR levels and monitor asset allocation, distribution and utilization with management dashboards

Visual Analytics at Your Fingertips

Access to current and historical information has never been easier or faster. Built using best-of-breed business intelligence software from industry leader Tableau, MobileView Analytics transforms location, status, condition and interaction data of patients and residents, staff, assets and resources into powerful, visually-driven information. Intuitive views and dashboards enable you to benchmark activity and key performance indicators—and to drill down to specific data points and instantly create new views.



Putting You in Control

VISUALIZATION

- Easy-to-understand visual dashboards and charts

SELF SERVICE

- Intuitive design for business and clinical users
- Anytime, anywhere access (web, mobile)

ACCURATE, REAL-TIME INFORMATION

- Access to current and historical data
- Instant, automatic updates

DYNAMIC DATA EXPLORATION

- Interactive user interface
- Fast drill-down capabilities

VERSATILITY & CUSTOMIZATION

- Perform analyses from simple to complex
- Easy dashboard modification
- Settings and performance benchmarks based on customer-specific needs

Data-Driven Insights

DESCRIPTIVE: WHAT'S HAPPENING?

- Real-time status to monitor activity and performance

DIAGNOSTIC: WHAT HAPPENED?

- Historical performance relative to benchmarks

DISCOVERY: WHY DID IT HAPPEN?

- Analysis of operations to identify trends and support decision making

PREDICTIVE & PRESCRIPTIVE: WHAT IS LIKELY TO HAPPEN? HOW CAN WE MAKE IT BETTER?

- Data-based insights to drive process improvement and address problems before they impact performance



About STANLEY Healthcare

Over 15,000 hospitals and senior living communities rely on STANLEY Healthcare solutions to empower caregivers to deliver better care. STANLEY Healthcare is a part of Stanley Black & Decker and a proud supporter of the Alzheimer's Association®. Learn more at www.stanleyhealthcare.com.